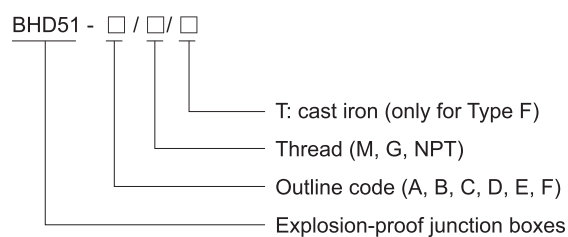


Junction Boxes BHD51 Series Explosion-proof Junction Boxes









- ◆ Explosion protection to
 - CENELEC
 - IEC
 - NEC
- ◆ Can be used in
 - Zone 1 and Zone 2
 - Zone 21 and Zone 22
 - Class I, Zone 1 and Zone 2
 - Class I, Division 1, Groups A, B, C, D
- ◆ Six types: A, B, C, D, E, F.
- ◆ Type A, B, C, D, E in copper-free aluminium only; Type F in copper-free aluminium or cast iron.

■ Catalogue number logic



Selection table

Type/Ordering code	Schematic diagram	Weight (kg)	
BHD51-A/M20 x 1.5	Type A 	0.70	
BHD51-A/M25 x 1.5			
BHD51-B/M20 x 1.5	Type B 	0.70	
BHD51-B/M25 x 1.5			
BHD51-C/M20 x 1.5	Type C 	0.70	
BHD51-C/M25 x 1.5			
BHD51-D/M20 x 1.5	Type D 	0.70	
BHD51-D/M25 x 1.5			
BHD51-E/M20 x 1.5	Type E 	0.70	
BHD51-E/M25 x 1.5			
BHD51-F/M25 x 1.5	Type F 	Copper-free aluminium	0.80
		Cast iron	2.10

Zones 1&2; 21&22

Junction Boxes

BHD51 Series Explosion-proof Junction Boxes

Technical data

Explosion-proof junction boxes BHD51-□/□/□

Explosion protection

- Gas explosion protection
- Dust explosion protection

Ex II 2 G Ex d IIC T6 Gb
Ex II 2 D Ex t IIIC T80°C Db IP66

Certificates

LCIE 11 ATEX 3005; IECEx CQM 11.0022X; RU C-CN.ГБ05.B.00345 (CU-TR)
KZ.7500525.22.01.00364 (CU-TR)

Conformity to standards

EN 60079-0, EN 60079-1, EN 60079-31
IEC 60079-0, IEC 60079-1, IEC 60079-31

Enclosure material

Copper-free aluminium or cast iron, powder coated surface

Enclosure colour

Yellow (RAL1021)

Exposed fastener

Stainless steel

Rated current

20A

Rated voltage

Max. 500V AC

Terminal data

Number

6 terminals (Type A-E), 4 terminals (Type F)

Cross section of cable

0.2~2.5mm²

Degree of protection

IP66, IP67 (optional)

Ambient temperature

-60°C~+55°C

Cable entries

Standard M□ x 1.5 plug

G□ plug or NPT□ plug on request (see Selection table)

Cable gland(optional)



DQM-II (Ex d) or DQM-III (Ex d) is recommended. Please see P7/20~27.

Main application

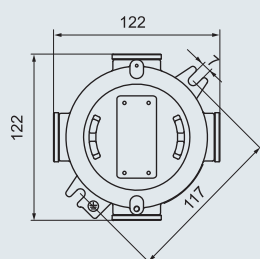
Type A-E are used for wiring or branching;

Type F is used as accessory for pendant pole type or ceiling type light fittings.

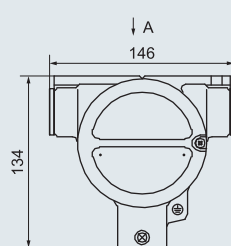
Terminals

Description	Illustration	Number	Ordering code	Weight (kg)	Note
Terminal		6	30008	0.10	For Type A, B, C, D, E
Terminal block		4	30009	0.05	For Type F

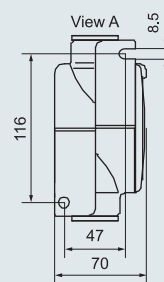
Dimension drawings (all dimensions in mm) - subject to alteration



Type A, B, C, D, E

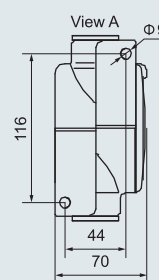


Copper-free aluminium



Type F

Cast iron



Application instruction:

- Type F (copper-free aluminium) is used as mounting accessory for light fittings HRD61-150, HRD81, HRD51, BDD81, HRD85 etc.
- Type F (cast iron) is used as mounting accessory for light fittings HRD61-250, HRD61-400, etc.

